

**Chaminade University of Honolulu
Department of Education**

ED Introduction to Education
Instructor: Dr. Vickie V. Iwamoto
Contact Phone Number: 739-4603
[email: viwamoto@lava.net](mailto:viwamoto@lava.net)

Spring 1999
Wed. 5:30 p.m.
Scholfield Campus

Course Outline

Purpose:


The **purpose** of this **course** is to **introduce prospective** educators to **the** field of **education** in general and to the Chaminade University education program in particular. Content includes research in the field of education, observation techniques and practices, lesson planning, writing a log, use of community resources, learning and teaching styles and characteristics of an effective teacher.

A number of issues and programs in education will be used including lectures, group discussions, participant observation and student presentations.

Course Objectives:

The student will:

1. Gain an understanding and appreciation for educator roles and responsibilities.
2. Be able to identify various learning and teaching styles including one's own.
3. Be aware of CUH Teacher Education Program requirements and offerings.
4. Understand the Observation and Participation Practicum and be able to produce an insightful, scholarly O&P log.
5. Learn and practice procedures for lesson planning.
6. Participate in a group presentation for the class by investigating and presenting information about an educational program/issue using library research and community resources.
7. Present a well-written 1-2 page, typed double spaced paper describing a teacher that made a difference in his/her life.
8. Present a well-written 2-3 page typed, double spaced paper responding to journal articles and clarifying one's personal philosophy of grading.
9. Be able to access and use research literature in the field of education including ERIC.
10. Present a well-written 5-7 page, typed double spaced research paper using appropriate format including parenthetical references in the text.



ED 200: Introduction to Education
Instructor: Dr. **Vickie V. Iwamoto**
Contact Phone Number: 739-4603
[email: viwamoto@lava.net](mailto:viwamoto@lava.net)

Spring 1999
Wed. 5:30 p.m.
Scholfield Campus

Required Materials

Bring these items to class each time:

- Q ED 200 Handout Packet (available for purchase in bookstore)
- ☒ Holt Handbook and/or APA guidebook
- Q 3 ring binder with 10 dividers
- Q Chaminade Catalog (available free from registrar)
- Q Education Program Handout

Written Assignments

All papers should follow the format for a college paper found in the Holt Handbook. Papers should be typed and double spaced. A paper using a word processor or computer should use a standard 12 point font. **NO HANDWRITTEN PAPERS WILL BE ACCEPTED.**

<i>Assignment</i>	<i>Topic</i>
#1	A Teacher That Made a Difference
#2	Bibliography, Thesis Statement, Outline for paper
#3	O & P Log
#4	Lesson Plan for Presentation
#5	Grading Philosophies
#6	Draft of Research Paper (original and 2 copies)
#7	Edit Research Paper drafts (2)
#8	Research Paper

Other Assignments

Learning Style, Multiple Intelligence Assessments
Peer Evaluations for group presentations
Class Evaluations
Final Test

All assignments will be discussed in detail in class prior to the due date.



NOTE: Attendance in the class is mandatory and your grade is dependent on class participation. After the second class absence you will receive a deficiency notice and there will be an automatic lowering of your course grade by one letter.


*Late Assignment	-5 points	
Late Draft	-10 points	
No Draft	-15 points	
Each absence after one	-15 points	*(200 possible points)

ED 200: Introduction to Education
Instructor: Dr. Vickie V. Iwamoto
Contact Phone Number: 739-4603
[email: viwamoto@lava.net](mailto:viwamoto@lava.net)

Spring 1999
Wed. 5:30 p.m.
Scholfield Campus

Course Syllabus

Class 1 April 7	Course Introduction and Requirements Educational Issues and Trends Discussion about groups for presentations and Leaders in Education Assignment  A Teacher That Made a Difference in My Life
Class 2 April 14	Chaminade's Education Department - How does it work? Praxis Exam (PPST required for CUH) Choice of presentations and papers Multiple Intelligences Due: A Teacher That Made a Difference in My Life
Class 3 April 21	MEET AT THE CHAMINADE LIBRARY (or at a class selected library) Orientation to the library, computer search, ERIC... Be prepared with your topics for your research paper and oral presentation.
Class 4 April 28	How to Write a College Paper Format to use for Paper/ Bibliography APA How to do an educational presentation Lesson Planning - Using Textbooks, Curriculum Guides Bloom's Taxonomy & Cognitive, Affective and Psychomotor
Class 5 May 5	Class Presentations Begin - Peer Evaluations (1 set) Share Thesis Statement, Outline and Bibliography - assist 4-MAT (Inventory and Implications) Learning Environment and Discipline Assignment. Grading Philosophy
Class 6 May 12	Class Presentations/Peer Evaluations (I set) Turn in Bibliography, Thesis Statement and Outline (corrected) and Grading Philosophy Observations and Participation (O&P) Requirements SNEA Membership Writing a Log/ Video Classroom Lesson Due: Grading Philosophy Assignment.  O & P Log

Class 7 May 19	Class Presentations (1 set) Certification Requirements School Structure DOE/Private Praxis Exam (PPST required for Chaminade) Forms for Admission to Chaminade University's Education Program Due: O & P Log Assignment:  Draft of Paper - 3 copies ready to go 11/25/98
Class 8 May 26	Class Presentations (2 sets) Drafts of Research Paper Due - 3 copies - Distribute to peers Profile of an Effective Teacher Assignment: ® Edit the 2 papers assigned to you
Class 9 June 2	Class Presentations Continue (1 set) 2 Edited papers are due What happens when. .. ? Where do I go from here? Who should I talk to? What classes should I take this next term? Review for Quiz Assignment: Research Paper
Class 10 June 9	Research Papers Due Final Test Course Evaluations - Uniform and Narrative Form

Note: The syllabus will be adjusted to meet the **needs** of the class.

